

# TC-GTF-ANSI VALVE

## 150 LB FLANGE END GATE VALVE

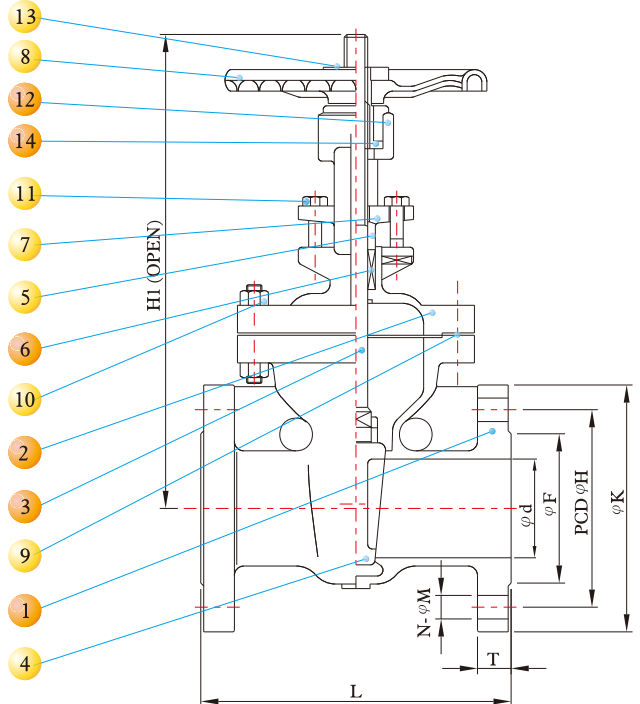


### DESIGN FEATURES:

- Steam rating: 125 psi WSP
- Rising Stem
- O.S. & Yoke, Flexible Wedge
- Body: ASTM A351 Gr.CF8M
- Disc: ASTM A351 Gr.CF8M
- Stem: SS316
- Packing: GRAPHITE
- End Type: Flange End
- Face to Face: ANSI B16.10
- Flange Dimensions: ANSI B16.5 150
- Wall Thickness: ANSI B16.34
- TEST STANDARD: API 598
- Pressure/ Temperature ratings in accordance with ASME/ASTM B16.34
- NACE MR-0175 FULL COMPLIANCE

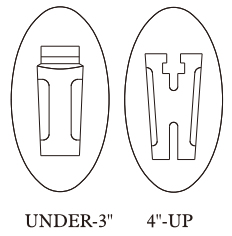
### MATERIALS LIST

| NO. | PART NAME       | MATERIAL                       | QTY  |
|-----|-----------------|--------------------------------|------|
| 1   | BODY            | ASTM A351 Gr.CF8M              | 1    |
| 2   | BONNET          | ASTM A351 Gr.CF8M              | 1    |
| 3   | STEM            | ASTM A276 Gr.316               | 1    |
| 4   | DISC            | ASTM A351 Gr.CF8M              | 1    |
| 5   | GLAND           | ASTM A351 Gr.CF8               | 1    |
| 6   | GLAND PACKING   | GRAPHITE                       | 1    |
| 7   | GLAND FLANGE    | ASTM A351 Gr.CF8               | 1    |
| 8   | HAND WHEEL      | FCD45                          | 1    |
| 9   | GASKET          | GRAPHITE                       | 1    |
| 10  | BONNET BOLT/NUT | ASTM A193 Gr.B8/ASTM A194 Gr.8 | 4-16 |
| 11  | GLAND BOLT/NUT  | ASTM A193 Gr.B8/ASTM A194 Gr.8 | 2    |
| 12  | YOKE SLEEVE     | FCD45                          | 1    |
| 13  | HAND WHEEL NUT  | STEEL                          | 1    |
| 14  | YOKE SLEEVE NUT | SS304                          | 1    |



### DIMENSIONS

| SIZE   |     | d     |     | L     |     | H1    |      | K     |     | H     |       | F     |     | T    |      | M    |    | N  | Cv Factor | Weight |        |
|--------|-----|-------|-----|-------|-----|-------|------|-------|-----|-------|-------|-------|-----|------|------|------|----|----|-----------|--------|--------|
| inch   | mm  | inch  | mm  | inch  | mm  | inch  | mm   | inch  | mm  | inch  | mm    | inch  | mm  | inch | mm   | inch | mm |    |           | Kg     | Lb     |
| 1/2"   | 15  | 0.59  | 15  | 4.25  | 108 | 8.03  | 204  | 3.50  | 89  | 2.38  | 60.5  | 1.38  | 35  | 0.44 | 11.2 | 0.63 | 16 | 4  | 19        | 3.40   | 7.49   |
| 3/4"   | 20  | 0.79  | 20  | 4.63  | 117 | 8.23  | 209  | 3.88  | 98  | 2.75  | 70.0  | 1.69  | 43  | 0.44 | 11.2 | 0.63 | 16 | 4  | 36        | 4.50   | 9.91   |
| 1"     | 25  | 0.98  | 25  | 5.00  | 127 | 9.02  | 229  | 4.25  | 108 | 3.12  | 79.5  | 2.01  | 51  | 0.44 | 11.2 | 0.63 | 16 | 4  | 57        | 5.50   | 12.11  |
| 1 1/4" | 32  | 1.26  | 32  | 5.51  | 140 | 10.63 | 270  | 4.62  | 117 | 3.50  | 89.0  | 2.52  | 64  | 0.50 | 12.7 | 0.63 | 16 | 4  | 100       | 6.50   | 14.32  |
| 1 1/2" | 40  | 1.50  | 40  | 6.50  | 165 | 11.14 | 283  | 5.00  | 127 | 3.88  | 98.5  | 2.87  | 73  | 0.56 | 14.3 | 0.63 | 16 | 4  | 120       | 9.00   | 19.82  |
| 2"     | 50  | 1.97  | 50  | 7.00  | 178 | 13.07 | 332  | 6.00  | 152 | 4.75  | 120.5 | 3.62  | 92  | 0.63 | 15.9 | 0.75 | 19 | 4  | 140       | 11.50  | 25.33  |
| 2 1/2" | 65  | 2.56  | 65  | 7.50  | 190 | 15.63 | 397  | 7.00  | 178 | 5.50  | 139.5 | 4.13  | 105 | 0.69 | 17.5 | 0.75 | 19 | 4  | 240       | 18.00  | 39.65  |
| 3"     | 80  | 3.15  | 80  | 8.00  | 203 | 17.28 | 439  | 7.50  | 190 | 6.00  | 152.5 | 5.00  | 127 | 0.75 | 19.1 | 0.75 | 19 | 4  | 360       | 20.00  | 44.05  |
| 4"     | 100 | 3.94  | 100 | 9.00  | 229 | 20.39 | 518  | 9.00  | 229 | 7.50  | 190.5 | 6.18  | 157 | 0.94 | 23.9 | 0.75 | 19 | 8  | 580       | 30.00  | 66.08  |
| 5"     | 125 | 4.92  | 125 | 10.00 | 254 | 24.45 | 621  | 10.00 | 254 | 8.50  | 216.0 | 7.32  | 186 | 0.94 | 23.9 | 0.88 | 22 | 8  | 950       | 44.00  | 96.92  |
| 6"     | 150 | 5.91  | 150 | 10.50 | 267 | 28.11 | 714  | 11.00 | 279 | 9.50  | 241.5 | 8.50  | 216 | 1.00 | 25.4 | 0.88 | 22 | 8  | 2400      | 56.00  | 123.35 |
| 8"     | 200 | 7.87  | 200 | 11.50 | 292 | 35.98 | 914  | 13.50 | 343 | 11.75 | 298.5 | 10.63 | 270 | 1.13 | 28.6 | 0.88 | 22 | 8  | 4200      | 82.00  | 180.62 |
| 10"    | 250 | 9.84  | 250 | 13.00 | 330 | 43.62 | 1108 | 16.00 | 406 | 14.25 | 362.0 | 12.76 | 324 | 1.19 | 30.2 | 1.00 | 25 | 12 | 6800      | 132.00 | 290.75 |
| 12"    | 300 | 11.81 | 300 | 14.00 | 356 | 61.14 | 1553 | 19.00 | 483 | 17.00 | 432.0 | 15.00 | 381 | 1.25 | 31.8 | 1.00 | 25 | 12 | 9900      | 196.50 | 432.82 |



# TC-GTF-ANSI VALVE

## 300 LB FLANGE END GATE VALVE

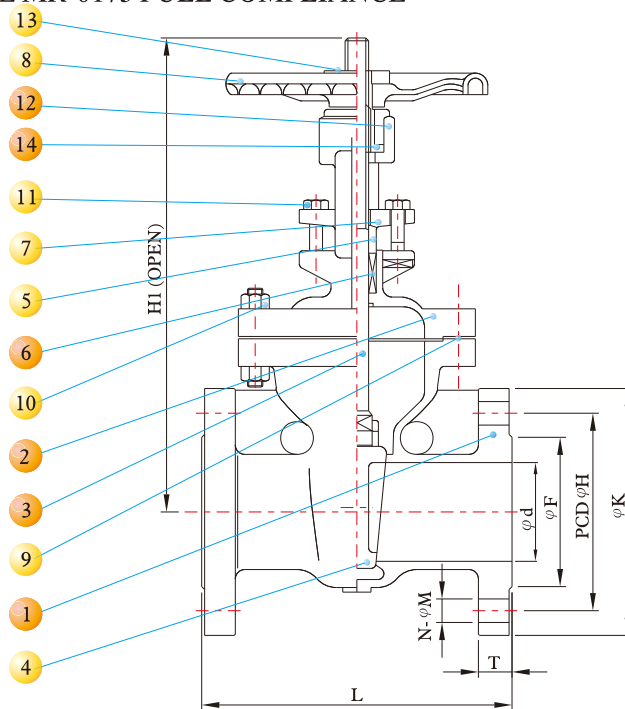
### DESIGN FEATURES:

- Steam rating: 125 psi WSP
- Rising Stem
- O.S. & Yoke, Flexible Wedge
- Body: ASTM A351 Gr.CF8M
- Disc: ASTM A351 Gr.CF8M
- Stem: SS316
- Packing: GRAPHITE
- End Type: Flange End
- Face to Face: ANSI B16.10
- Flange Dimensions: ANSI B16.5 300
- Wall Thickness: ANSI B16.34
- TEST STANDARD: API 598
- Pressure/ Temperature ratings in accordance with ASME/ASTM B16.34
- NACE MR-0175 FULL COMPLIANCE



### MATERIALS LIST

| NO. | PART NAME       | MATERIAL                       | QTY  |
|-----|-----------------|--------------------------------|------|
| 1   | BODY            | ASTM A351 Gr.CF8M              | 1    |
| 2   | BONNET          | ASTM A351 Gr.CF8M              | 1    |
| 3   | STEM            | ASTM A276 Gr.316               | 1    |
| 4   | DISC            | ASTM A351 Gr.CF8M              | 1    |
| 5   | GLAND           | ASTM A351 Gr.CF8               | 1    |
| 6   | GLAND PACKING   | GRAPHITE                       | 1    |
| 7   | GLAND FLANGE    | ASTM A351 Gr.CF8               | 1    |
| 8   | HAND WHEEL      | FCD45                          | 1    |
| 9   | GASKET          | GRAPHITE                       | 1    |
| 10  | BONNET BOLT/NUT | ASTM A193 Gr.B8/ASTM A194 Gr.8 | 4-16 |
| 11  | GLAND BOLT/NUT  | ASTM A193 Gr.B8/ASTM A194 Gr.8 | 2    |
| 12  | YOKE SLEEVE     | FCD45                          | 1    |
| 13  | HAND WHEEL NUT  | STEEL                          | 1    |
| 14  | YOKE SLEEVE NUT | SS304                          | 1    |



### DIMENSIONS

| SIZE   |     | d     |     | L     |     | H1    |      | K     |       | H     |       | F     |     | T    |      | M    |      | N  | Cv Factor | Weight |        |
|--------|-----|-------|-----|-------|-----|-------|------|-------|-------|-------|-------|-------|-----|------|------|------|------|----|-----------|--------|--------|
| inch   | mm  | inch  | mm  | inch  | mm  | inch  | mm   | inch  | mm    | inch  | mm    | inch  | mm  | inch | mm   | inch | mm   |    |           | Kg     | Lb     |
| 1/2"   | 15  | 0.59  | 15  | 5.50  | 140 | 8.23  | 209  | 3.75  | 95.3  | 2.62  | 66.5  | 1.38  | 35  | 0.56 | 14.3 | 0.63 | 16.0 | 4  | 19        | 5.00   | 11.01  |
| 3/4"   | 20  | 0.79  | 20  | 6.00  | 152 | 8.27  | 210  | 4.62  | 117.3 | 3.25  | 82.6  | 1.69  | 43  | 0.63 | 15.9 | 0.75 | 19.0 | 4  | 36        | 4.50   | 9.91   |
| 1"     | 25  | 0.98  | 25  | 6.50  | 165 | 8.90  | 226  | 4.88  | 124.0 | 3.50  | 88.9  | 2.01  | 51  | 0.69 | 17.5 | 0.75 | 19.0 | 4  | 57        | 10.00  | 22.03  |
| 1 1/2" | 40  | 1.50  | 40  | 7.50  | 190 | 11.54 | 293  | 6.12  | 155.5 | 4.50  | 114.5 | 2.87  | 73  | 0.81 | 20.7 | 0.88 | 22.3 | 4  | 120       | 15.00  | 33.04  |
| 2"     | 50  | 1.97  | 50  | 8.50  | 216 | 13.78 | 350  | 6.50  | 165.1 | 5.00  | 127.0 | 3.62  | 92  | 0.88 | 22.3 | 0.75 | 19.0 | 8  | 140       | 18.40  | 40.53  |
| 2 1/2" | 65  | 2.56  | 65  | 9.50  | 241 | 15.94 | 405  | 7.50  | 190.5 | 5.88  | 149.4 | 4.13  | 105 | 1.00 | 25.4 | 0.88 | 22.3 | 8  | 240       | 22.00  | 48.46  |
| 3"     | 80  | 3.15  | 80  | 11.12 | 283 | 17.87 | 454  | 8.25  | 210.0 | 6.62  | 168.1 | 5.00  | 127 | 1.13 | 28.6 | 0.88 | 22.3 | 8  | 360       | 36.50  | 80.40  |
| 4"     | 100 | 3.94  | 100 | 12.00 | 305 | 20.67 | 525  | 10.00 | 254.0 | 7.88  | 200.1 | 6.18  | 157 | 1.25 | 31.8 | 0.88 | 22.3 | 8  | 580       | 56.00  | 123.35 |
| 5"     | 125 | 4.92  | 125 | 15.00 | 381 | 25.16 | 639  | 11.00 | 279.4 | 9.25  | 235.0 | 7.32  | 186 | 1.38 | 35.0 | 0.88 | 22.3 | 8  | 950       | 72.00  | 158.59 |
| 6"     | 150 | 5.91  | 150 | 15.87 | 403 | 29.09 | 739  | 12.50 | 317.5 | 10.62 | 269.7 | 8.50  | 216 | 1.44 | 36.6 | 0.88 | 22.3 | 12 | 2400      | 99.00  | 218.06 |
| 8"     | 200 | 7.87  | 200 | 16.50 | 419 | 36.73 | 933  | 15.00 | 381.0 | 13.00 | 330.2 | 10.63 | 270 | 1.63 | 41.3 | 1.00 | 25.4 | 12 | 4200      | 158.00 | 348.02 |
| 10"    | 250 | 9.84  | 250 | 18.00 | 457 | 44.80 | 1138 | 17.50 | 444.5 | 15.25 | 387.3 | 12.76 | 324 | 1.88 | 47.7 | 1.13 | 28.7 | 16 | 6800      | 280.00 | 616.74 |
| 12"    | 300 | 11.81 | 300 | 19.75 | 502 | 52.68 | 1338 | 20.50 | 520.7 | 17.75 | 450.9 | 15.00 | 381 | 2.00 | 50.8 | 1.25 | 31.8 | 16 | 9900      | 373.50 | 822.69 |

