

1PC REDUCED PORT 2000 WOG BALL VALVE, THREADED

DESIGN FEATURES:

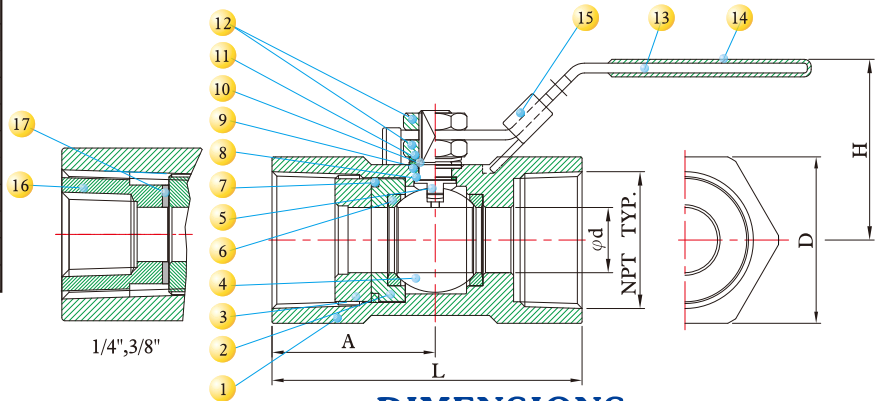
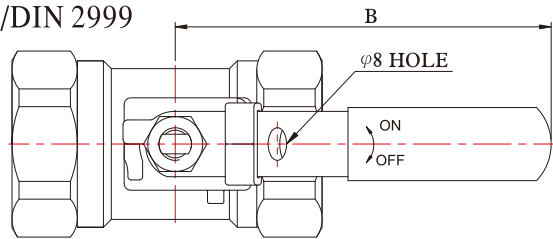
- Steam rating: 125 psi WSP
- NACE MR-0175 full compliance
- Blow-out-proof stem design
- Padlocking device
- Body: ASTM A351 Gr.CF8M
- Stem: SS316
- Seat: ME-PTFE
- End Connections: Threaded End
- Working Pressure: 2000 psi
- Temperature Range: -50° to 400° F
- TEST STANDARD: API 598
- Vacuum Service to 29" Hg
- API 607 5th Edition FIRE SAFE APPROVAL
- MSS SP-110 Compliant
- Threaded Type:
ANSI B1.20.1 (NPT)
DIN 259/DIN 2999



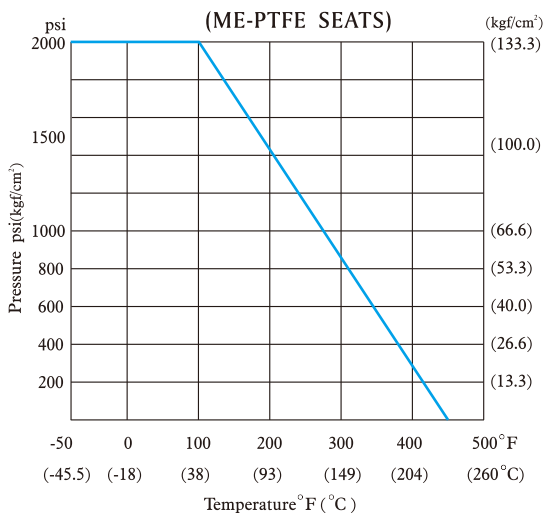
MATERIALS LIST

NO.	PART NAME	MATERIAL		QTY
		STAINLESS STEEL	CARBON STEEL	
1	BODY	ASTM A351 Gr.CF8M	ASTM A216 WCB	1
2	BODY INSERT	ASTM A276 Gr.316	ASTM A276 Gr.316	1
3	CAP	ASTM A351 Gr.CF8M	ASTM A351 Gr.CF8M	1
4	BALL	ASTM A351 Gr.CF8M	ASTM A351 Gr.CF8M	1
5	STEM	ASTM A276 Gr.316	ASTM A276 Gr.316	1
6	SEAT	ME-PTFE	ME-PTFE	2
7	GASKET	GRAFOIL	GRAFOIL	1
8	THRUST WASHER	ME-PTFE	ME-PTFE	1
9	PACKING	GRAFOIL	GRAFOIL	1
10	WASHER	SS301	SS301	1
11	CONCAVE WASHER	SS304	SS304	1
12	STEM NUT	SS304	SS304	2
13	HANDLE	SS304	SS304	1
14	PLASTIC COVER	VINYL GRIP	VINYL GRIP	1
15	LOCK NUT	SS304	SS304	1
16	CAP INSERT	SS304	SS304	1
17	CAP INSERT PACKING	GRAFOIL	GRAFOIL	1

ISO 228
BSP
PT



PRESSURE TEMPERATURE RATINGS



DIMENSIONS

SIZE		d		A		B		D		L		H		Cv Factor	Weight	
inch	mm	inch	mm	inch	mm	inch	mm	inch	mm	inch	mm	inch	mm		Kg	Lb
1/4"	8	0.20	5.0	1.46	37.0	3.66	93	1.10	28	2.80	71.0	1.81	45.9	5.5	0.35	0.77
3/8"	10	0.28	7.0	1.46	37.0	3.66	93	1.10	28	2.80	71.0	1.81	45.9	5.5	0.35	0.77
1/2"	15	0.36	9.2	1.46	37.0	3.66	93	1.10	28	2.80	71.0	1.81	45.9	5.5	0.30	0.66
3/4"	20	0.49	12.5	1.61	41.0	3.66	93	1.10	28	3.03	77.0	1.85	46.9	10.0	0.39	0.86
1"	25	0.63	16.0	1.97	41.0	4.41	112	1.26	32	3.74	95.0	1.86	47.3	16.3	0.75	1.65
1 1/4"	32	0.79	20.0	1.97	50.0	4.41	112	1.61	41	3.74	95.0	2.19	55.6	20.0	0.99	2.18
1 1/2"	40	0.96	24.5	2.17	55.0	5.31	135	2.01	41	4.13	105.0	2.28	57.9	37.0	1.54	3.39
2"	50	1.26	32.0	2.40	61.0	5.31	135	2.32	59	4.69	119.0	2.55	64.7	60.0	2.13	4.70