


TC-3000T/B/S VALVE (NSF/ANSI/CAN 61 & 372 Certified Valve)

3PC FULL PORT 1000 WOG BALL VALVE, T/B/S (with ISO 5211 direct mount pad)



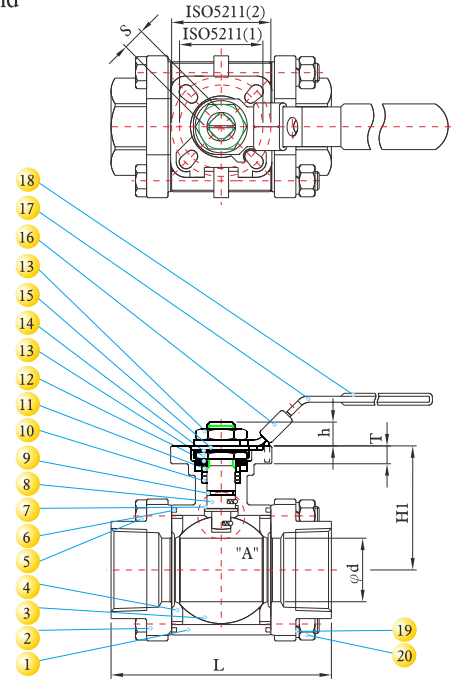
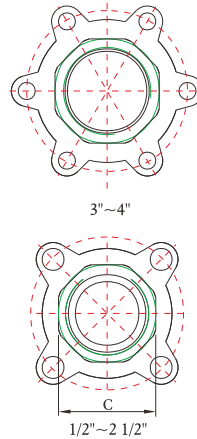
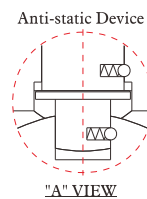
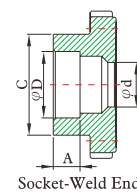
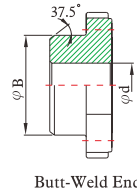
DESIGN FEATURES:

- Steam rating: 150 psi WSP
- WORKING PRESSURE : 1000 PSI
- INVESTMENT CASTING BODY & CAP
- ME-PTFE SEAL KITS : REPLACES PTFE ,RPTFE AN D FPA
LOW DEFORMATION UNDER LOAD
LOW PERMEATION
- TEMPERATURE RATING : -45.5° C (-50° F) to 246° C (475° F)
- LONG CYCLE LIFE
- BLOW - OUT- PROOF STEM
- ANTI - STATIC DEVICE
- ADJUSTABLE STEM PACKING
- HANDLE WITH LOCKING DEVICE
- TEST STANDARD:API 598
- Vacuum Service to 29" Hg
- NACE MR-0175 FULL COMPLIANCE
MSS SP-110 Compliant
- FULL ISO-5211 PAD FOR DIRECT MOUNT AUTOMATION
- End Connections: Threaded End
Socket-Weld End
Butt-Weld End



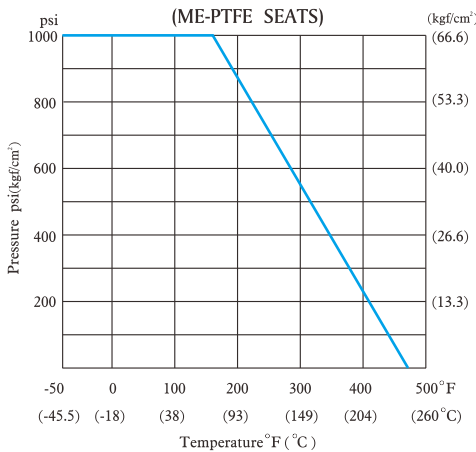
MATERIALS LIST

NO.	PART NAME	MATERIAL	QTY
1	BODY	ASTM A351 Gr.CF8M	1
2	CAP	ASTM A351 Gr.CF8M	2
3	BALL	ASTM A351 Gr.CF8M	1
4	SEAT	*ME-PTFE	2
5	BOLT	ASTM A193 Gr.B8	4~6
6	GASKET	*ME-PTFE	2
7	THRUST WASHER	*ME-PTFE	1
8	STEM	ASTM A276 Gr.316	1
9	O-RING	VITON	1
10	PACKING	*ME-PTFE	1
11	RING	SS304	1
12	BELLEVEILLE WASHER	SS410	2
13	HANDLE NUT	SS304	2
14	LOCKING WASHER	SS304	1
15	STOPPER	SS304	1
16	LOCKING PLATE	SS304	1
17	HANDLE	SS304	1
18	HANDLE SLEEVE	VINYL GRIP	1
19	BOLT WASHER	SS304	4~6
20	BOLT NUT	ASTM A194 Gr.8	4~6



*ME-PTFE IS Molecularly Enhanced PTFE

PRESSURE TEMPERATURE RATINGS



DIMENSIONS

SIZE	A		B		C		D		d		L		H1		h		S		T		ISO 5211	Cv Factor	Weight		
	inch	mm	inch	mm	inch	mm	inch	mm	inch	mm	inch	mm	inch	mm	inch	mm	inch	mm	inch	mm			Kg	Lb	
1/2"	15	0.39	10	0.89	22.5	1.06	26.8	0.85	21.7	0.59	15.0	2.80	71	1.67	42.5	0.35	9	0.35	9	0.35	9	F03 / F04	26	0.78	1.72
3/4"	20	0.51	13	1.11	28.3	1.36	34.6	1.07	27.1	0.79	20.0	3.35	85	1.83	46.5	0.35	9	0.35	9	0.35	9	F03 / F04	55	1.01	2.22
1"	25	0.51	13	1.38	35.0	1.56	39.5	1.33	33.8	1.00	25.4	3.74	95	2.34	59.5	0.47	12.0	0.43	11	0.35	9	F04 / F05	110	1.46	3.22
1 1/4"	32	0.51	13	1.74	44.1	1.93	49.0	1.68	42.6	1.26	32.0	4.37	111	2.48	63.0	0.47	12.0	0.43	11	0.35	9	F04 / F05	180	2.18	4.80
1 1/2"	40	0.51	13	1.97	50.0	2.20	55.8	1.92	48.7	1.57	40.0	4.76	121	3.11	79.0	0.63	16	0.55	14	0.51	13	F05 / F07	270	3.50	7.71
2"	50	0.63	16	2.38	60.5	2.68	68.0	2.41	61.1	2.00	50.8	5.51	140	3.42	86.9	0.63	16	0.55	14	0.51	13	F05 / F07	500	4.71	10.37
2 1/2"	65	0.63	16	3.06	77.8	3.46	88.0	2.91	73.8	2.56	65.0	6.81	173	4.41	112.0	0.75	19	0.67	17	0.51	13	F07 / F10	800	9.85	21.70
3"	80	0.63	16	3.51	89.1	4.13	105.0	3.54	89.8	3.15	80.0	7.56	192	4.88	124.0	0.75	19	0.67	17	0.51	13	F07 / F10	1150	15.60	34.36
4"	100	0.75	19	4.50	114.3	5.12	130.0	4.55	115.5	3.94	100.0	8.86	225	6.22	158.0	0.94	24	0.67	17	0.79	20	F07 / F10	2120	23.70	52.20