

2PC STANDARD PORT 2000 WOG BALL VALVE, THREADED



MATERIALS LIST

| NO. | PART NAME | MATERIAL | | QTY |
|-----|---------------|-------------------|-------------------|-----|
| | | STAINLESS STEEL | CARBON STEEL | |
| 1 | BODY | ASTM A351 Gr.CF8M | ASTM A216 WCB | 1 |
| 2 | CAP | ASTM A351 Gr.CF8M | ASTM A216 WCB | 1 |
| 3 | BALL | ASTM A351 Gr.CF8M | ASTM A351 Gr.CF8M | 1 |
| 4 | STEM | ASTM A276 Gr.316 | ASTM A276 Gr.316 | 1 |
| 5 | SEAT | PTFE+15% G/F | PTFE+15% G/F | 2 |
| 6 | GASKET | PTFE | PTFE | 1 |
| 7 | THRUST WASHER | PTFE | PTFE | 1 |
| 8 | PACKING | PTFE | PTFE | 1 |
| 9 | GLAND | SS304 | SS304 | 1 |
| 10 | HANDLE | SS304 | SS304 | 1 |
| 11 | SPRING WASHER | SS304 | SS304 | 1 |
| 12 | HANDLE SLEEVE | VINYL GRIP | VINYL GRIP | 1 |
| 13 | LOCKING PLATE | SS304 | SS304 | 1 |

DESIGN FEATURES:

- Steam rating: 150 psi WSP
- Blow-out-proof stem design
- Body: ASTM A351 Gr.CF8M / ASTM A216 Gr. WCB
- Ball: SS316
- Stem: SS316
- Seat: Reinforced Teflon
- End Connections: Threaded End
- Working Pressure: 2000 psi
- Temperature Range: -50° to 450° F
- Padlocking device
- Tapping for Actuator
- TEST STANDARD: API 598
- Vacuum Service to 29" Hg
- NACE MR-0175 full compliance
- MSS SP-110 Compliant
- Threaded Type:

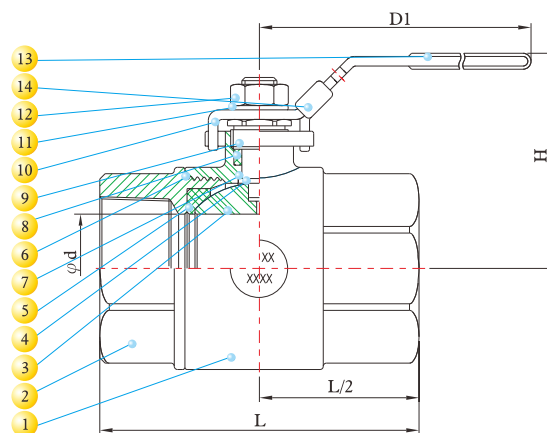
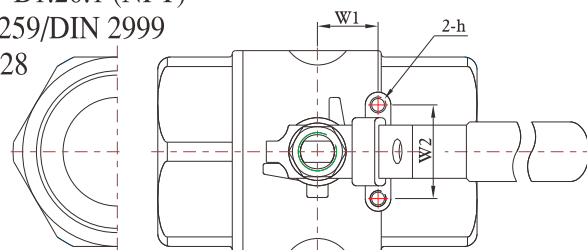
ANSI B1.20.1 (NPT)

DIN 259/DIN 2999

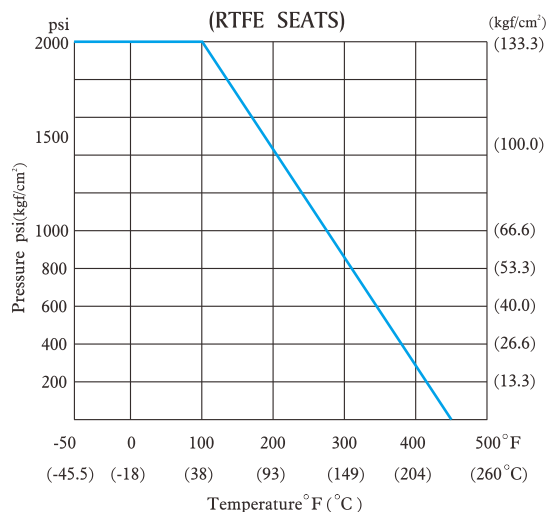
ISO 228

BSP

PT



PRESSURE TEMPERATURE RATINGS



DIMENSIONS

| SIZE | d | L | H | D1 | W1 | W2 | h | Cv | Weight | | | | | | | | |
|------|----|------|------|------|-------|------|-------|--------|--------|------|------|------|------|---------|----|------|------|
| inch | mm | inch | mm | inch | mm | inch | mm | Factor | Kg | Lb | | | | | | | |
| 1/4" | 8 | 0.44 | 11.3 | 2.23 | 56.75 | 1.64 | 41.73 | 4.06 | 103 | 0.50 | 12.7 | 1.12 | 28.5 | M5*p0.8 | 6 | 0.35 | 0.77 |
| 3/8" | 10 | 0.49 | 12.5 | 2.23 | 56.75 | 1.64 | 41.73 | 4.06 | 103 | 0.50 | 12.7 | 1.12 | 28.5 | M5*p0.8 | 9 | 0.35 | 0.77 |
| 1/2" | 15 | 0.49 | 12.5 | 2.35 | 59.75 | 1.64 | 41.73 | 4.06 | 103 | 0.50 | 12.7 | 1.12 | 28.5 | M5*p0.8 | 9 | 0.32 | 0.70 |
| 3/4" | 20 | 0.69 | 17.5 | 3.18 | 80.70 | 1.93 | 48.95 | 5.00 | 127 | 0.88 | 22.4 | 1.38 | 35.0 | M6*p1.0 | 27 | 0.65 | 1.43 |
| 1" | 25 | 0.89 | 22.5 | 3.44 | 87.50 | 3.00 | 76.20 | 5.00 | 127 | 0.88 | 22.4 | 1.38 | 35.0 | M6*p1.0 | 35 | 0.75 | 1.65 |

